

TRAY

Monomer based on acrylic esters for manufacturing of 3D-printed individually impression trays



Leading manufacturer of dental materials for 3D printing

Instruction For Use

Tray

NextDent™ Tray is a monomer based on acrylic esters for manufacturing of 3D-printed individually impression trays. Suitable for printing all types of dental individual trays. NextDent™ Tray is a class I material and CE-certified.

The following instructions for use are for dental professionals who use NextDent™ Tray as a dental individual tray material. NextDent™ Tray is intended exclusively for professional dental work. This instruction for use provides also information about safety and environmental aspects, a safety datasheet is available on www.nextdent.com and at local dealers. In case more information is needed about the processing of NextDent™ Tray material contact the NextDent Office. See also information at the end of this document.

NextDent™ Tray is a monomer based on acrylic esters for manufacturing of 3D-printed individually impression trays. Suitable for printing all types of dental individual trays. NextDent™ Tray is a class I material and CE-certified.

Description and effects

NextDent™ Tray can be used in combination with all laser and DLP based 3D printers which support NextDent materials.

Contra-indication

NextDent™ Tray should not be used for any other purpose than dental individual trays only. Any deviation from this instruction for use may have negative effect on the chemical and physical quality of NextDent™ Tray. In case of an allergic reaction, please contact a medical physician.

Hazard & Precaution (H&P phrases)

Inhalation:

Irritating to respiratory system. High atmospheric concentrations may lead to irritation of the respiratory tract, dizziness, headache and anesthetic effects.

Skin contact:

May cause sensitization by skin contact. Irritating to skin, repeated and/or prolonged contact may cause dermatitis.

Eye contact:

High vapor concentration may cause irritation.

Ingestion:

Low oral toxicity, but ingestion may cause irritation of the gastrointestinal tract.

Protection:

Wear protection when handling NextDent™ Tray. Protective glasses and gloves are advised. Information about the handling of the product can be found in the safety datasheet, which is available on www.nextdent.com.

Hazard Phrases:



H317 May cause an allergic skin reaction
H413 May cause long lasting harmful effect to aquatic life

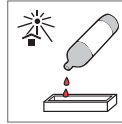
Processing / Post-curing

Make sure that you work as clean as possible, dirty reservoirs or machines can cause deformation and therefore failure of the printed objects!



Thoroughly mix before using

Before using the material for the first time. Mix it for 2.5 hours in its original packaging. Each subsequent time you use this material. Mix for 1 hour. We advise to use a roller bench to thoroughly mix the material. Color deviation and print failures may occur when mixed insufficiently.



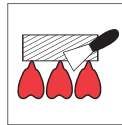
Fill printerreservoir

Pour the liquid material in the reservoir of the 3D-printing machine.



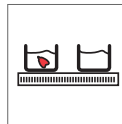
For printer settings see IFU of 3D Printer

Follow the instructions for use of the printer. These are delivered together with the printer.



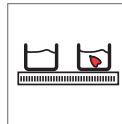
Remove printed parts from platform

When the machine has finished its program remove the building platform from the machine. Place the platform on some paper or cloth with the built jobs facing upwards. The printed jobs can now be removed from the platform using a suitable knife.



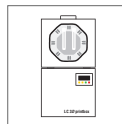
Cleaning Pieces step 1

Rinse the printed jobs for three minutes in an alcohol solution (96%) to eliminate any excess material, using of an ultrasonic bath.



Cleaning Pieces step 2

Rinse for two minutes in a clean alcohol solution (96%). Rinsing in a alcohol solution should not take longer than 5 minutes, as this may cause defects in the printed parts.



Post-Cure

After cleaning make sure the printed parts are dry and free of alcohol residual. Then place the printed jobs in a UV- light curing box for final polymerization.

Explanation of symbols on labelling



CE mark



Batch number of product



Manufacturer



Keep away from sunlight



Consult instructions for use



Use-by date

Post-curing is an UV-light treatment to ensure that NextDent materials obtain full polymer conversion. Through this the residual monomer is reduced to a minimum and the required mechanical properties are obtained. This procedure is a necessary step to produce a biocompatible end-product. We strongly advice to make use of the Vertex-Dental™ LC-3DPrint Box.

Specific curing-time NextDent™ Base

NextDent Material	Time (min.)	Wavelength (nm.)	Total output Light (Watt)	UV lightbox output (kJ)
Tray	10	Blue UV-A UV-Blue 315-400 400-550	UV-A 108 UV-Blue 108	129,6

The unit used at NextDent has 6x 18W/71 lamps (Dulux L Blue) and 6, 18W/78 lamps (Dulux blue UV-A). The calculated output is based on the UV light UVA lamp Blue. Please notice that the light sources and the printing machine need a routine maintenance following the manufacturer instructions.

Finishing

Remove any support structures and finish jobs if necessary, using conventional dental methods and instruments. Differences in color nuance may occur due to production in batches of the raw material and product or inadequate shacking of the original packaging before use.

Storage conditions, expiry date and transport

Store the product in the original packaging at roomtemperStore the product in the original packaging at room-temperature in a dry and dark area, preferably not exceeding 25°C. Close the packaging after each use. The expiry date of the product is mentioned on the product label. In case of exceeding the expiry date, the product is no longer guaranteed in terms of treatment. Do not expose to UV-light and moisture.

Plastic and packaging waste

The product NextDent™ Tray in its polymerized form is not environmentally harmful. Residual waste material in its liquid state should be delivered to a collection point for waste material.

Cleaning instructions

NextDent 3D-printing material should be cleaned with non-chemical products. If disinfecting before intended use is required, an ethanol solution can be used.

Delivery units

The product NextDent™ Tray is available in the following packaging size: 1000 gr.

For more information, please contact:

Distributor

NextDent B.V.
Centurionbaan 190
3769 AV Soesterberg
The Netherlands

+31 88 616 04 40
info@nextdent.com
www.nextdent.com

Manufacturer

Vertex-Dental B.V.
Centurionbaan 190
3769 AV Soesterberg
The Netherlands

+31 88 616 04 40
info@vertex-dental.com
www.vertex-dental.com



www.nextdent.com

NextDent, the leading manufacturer of dental materials for 3D printing.

NextDent B.V. is an independent subsidiary company under the Vertex Global Holding. NextDent's mission is to become the worldwide leading manufacturer of CE-certified and biocompatible dental 3D printing materials. NextDent's Research and Development team is constantly searching for the best possible solutions in order to become a benchmark for 3D printing materials in the dental field. The company's focus is on development of custom-made 3D printing solutions in close cooperation with our customers.

© 2016 Vertex-Dental B.V. All Rights Reserved*

NextDent® is a registered trademark of Vertex-Dental B.V. used under a temporary license granted by NextDent B.V.. Neither, NextDent B.V. nor any of its affiliates is responsible for the manufacturing of the product(s).